

# LIFELINE



April 2022

*The official newsletter of the Prince William Yacht Club*

Issue #3

## INSIDE THIS ISSUE CELEBRATING 30 YEARS!



### PROGRESSIVE DINNER


#### Return Of An Old Favorite

You've heard of a pub crawl and a dock crawl, but have you heard of a Progressive Dinner? We're bringing back something fun from days past.

#### Going It Alone

For most of us, boating is a team sport. Something we do with friends and family. But, are you prepared to run your boat alone? Get some tips from a fellow boater with thousands of solo miles beneath his keel.





## THE BRIDGE

### FLAG OFFICERS

**Commodore** ~ Rick McHarg ~ [commodore@pwyc.org](mailto:commodore@pwyc.org)  
**Vice Commodore** ~ Jim Khoury ~ [vicecommodore@pwyc.org](mailto:vicecommodore@pwyc.org)  
**Rear Commodore** ~ Scott Parsons ~ [rearcommodore@pwyc.org](mailto:rearcommodore@pwyc.org)  
**Secretary** ~ Shannon Leydig ~ [secretary@pwyc.org](mailto:secretary@pwyc.org)  
**Treasurer** ~ Sherry Samar ~ [treasurer@pwyc.org](mailto:treasurer@pwyc.org)  
**Immediate Past Commodore** ~ Mike Connolly ~ [ipc@pwyc.org](mailto:ipc@pwyc.org)

### FLEET CAPTAINS

**Membership** ~ Una Murphy ~ [membership@pwyc.org](mailto:membership@pwyc.org)  
**Social** ~ Denise Guess-Parsons, Sherri Connolly, Carol Vasquez, Jenna Burum, Beth Lu ~ [social@pwyc.org](mailto:social@pwyc.org)  
**Newsletter** ~ Robin Davis ~ [newsletter@pwyc.org](mailto:newsletter@pwyc.org)  
**Safety** ~ Bob Schwartz ~ [safety@pwyc.org](mailto:safety@pwyc.org)  
**Webmaster** ~ Ginger Gaston ~ [webmaster@pwyc.org](mailto:webmaster@pwyc.org)

### DOCK REPRESENTATIVES

A-Dock	<b>Vacant - Seeking Volunteer</b>
B-Dock	Julie Finocchiaio & Keith Clouser
C-Dock	James & Dawn Brady
D-Dock	Matt & Lisa Shaw
E-Dock	Craig & Lisa Chuba
F-Dock	Charlotte Blane
G-Dock	Mike Strano
H-Dock	Joy & Walt Heuer
I-Dock	Chris & Sabrina Salter
J-Dock	PWM - Sales Dock
K-Dock	Laura Lee
L-Dock	Arthur & Rebecca Fernandes
Boatel	Joe Peruzzi

### DELEGATES

**PRYCA** ~ Beth & Sheldon Lu  
**CBYCA** ~ Mike Connolly, Tim Abel



Member Club of Chesapeake Bay Yacht Clubs Association (CBYCA) & Potomac River Yacht Clubs Association (PRYCA)

# Commodore's Corner

Rick McHarg  
commodore@pwyc.org  
EAGLE ONE K-40  
571.239.1367



**W**elcome to Springtime at Prince William Marina! After several teaser fair weather days in March, our boating season is about to kick off. Get ready! More on that later... A Couple of weeks ago we held the traditional “Change of Watch” gala at the Springfield Embassy Suites. We celebrated the 30th Anniversary of your Yacht Club and officially installed the 2022 Bridge. It was a fabulous evening of recognition, thank “yous”, dinner and dancing well into the night.

Immediate Past Commodore Mike Connolly thanked his Bridge and presented gifts and then together with PWM CEO Carlton Phillips unveiled a 5 foot yacht club logo emblem to be hoisted onto the pool side wall of the Blue Bath House (BBH). A fabulous way to recognize the “home” of PWYC. I was privileged to award the coveted (not!) Steamboat Willie award to a deserving Captain for a noteworthy incident. Designed to be entertaining and humorous, the award recognizes an incident that the awardee would rather forget...usually harming only his ego and his wallet.

I want to personally thank PWYC Social Chair Denise Guess-Parsons and her committee for a fabulous job planning and executing CoW this year. Additionally, a big thanks to MC Doug Burum, who kept things on schedule, and finally, thanks to PWM for the after-party food and drink .

Moving on from the CoW, Carlton tells me we can expect the dock water system to be turned on soon and De-winterizing to follow, so get your request in to the Service Department soon. You want to be ready for the Cherry Blossom Cruise to DC – See the Flyer this issue. And right after that is Opening day – and I’m sure Vice Commodore Jim Khoury will have the details. Check the progress of on – water events in Rear Commodore Scott Parson’s Blurb and Safety Bob Schwartz will let you know about no-cost USCG Vessel Safety Inspections.

As you know, we transitioned to the “Wild Apricot” (WA) software package for Non-Profit organization management last summer, after we made over 70 phone calls to get folks to renew their memberships in 2021. I’m happy to report that we have made no phone calls this year and have a better renewal rate, according to Membership chair Una Murphy. Looks like WA is a keeper!

There are other activities advertised by flyers later in this edition, so be sure to read it all and of course you can always check the calendar of events on our Web page at [PWYC.org](http://PWYC.org).

Let’s all be thankful and think of how we can help the besieged Ukrainian people...





**What to see more? You really do, trust me!! ;)**

**Check out the "Photos" tab on our Home page.**

SCALE 1:4 000

Nautical Miles



# NEWS FROM THE BRIDGE

# Vice Commodore's Musings

Jim Khoury  
vicecommodore@pwyc.org  
Pegasus K-7



**A**s I gaze upon my brown lawn, I am starting to see patches of bright green appearing through the drab background created by old man winter!

This is the time of year that all thoughts seem to focus on the water and boating. With that said, I want to bring our membership up to speed with the events rapidly coming to fruition during the month of April.

As we kick off our season, with the Cherry Blossom Cruise, we are looking forward to the Opening Day for our club filled with meetings, seminars, ceremonial flag raising, Sock Burning, food and drink, and much more to fill your day with fun and excitement in anticipation of the upcoming season.

Please check the website for a complete listing of scheduled events on our home page. We will begin the day (April 9, 2022@ 10AM) with a PWYC Board meeting (open to all members) followed by a General Membership meeting and lunch. After that, all the events, ceremonies, and seminars commence and continue throughout the day. If you plan on participating in the annual photo contest, a short briefing is scheduled at 4PM provided by our own Lou Ward and Tom Payne... These fellas have a multitude of knowledge in that area and getting pointers from them will really help you produce a potential winner! Please see the "Events Calendar" on our website to register for this short seminar.

Anyone thinking about or dreaming about the Great Loop should attend our Commodore's presentation scheduled between 4:30 and 5:30. Rick will have a slideshow and describe the trials and tribulations that he and Kris conquered to make that trip a "Bucket List" success!

When all that is said and done, we are going to have the Commodore's Happy Hour @ 6PM – second floor of the Blue Bathhouse!

... and I would be remiss in my duties if I didn't mention the USCG AUX VE (Vessel Examinations) scheduled for that day (sign up sheet in the BBH a week before, and the PWYC Swap Meet from 1:30PM on...

Please remember to keep informed by visiting your PWYC Website frequently! [PWYC](#)

Hope to see you all soon!

Jim  
Jim Khoury  
PWYC Vice Commodore

# Rear Commodore

Scott Parsons  
rearcommodore@pwyc.org  
Island Time G25



**H**appy April everyone. What a COW!! That's all I will say about that. Well, you will hear the distinct sound of marine engines rumbling soon if not

already. That is the sound of good times soon to be had on the water. The weather through March was crazy. And how about those gas prices? We will get back to normal I am sure.

Getting ready for your first cruise short or long means preparing your boat for travel. Some will throw all petcocks (don't forget those before turning the key or pressing the start button) and

start up those engines, some will go through their personal checklists (and if you have one to share, please send me yours) to make sure all pre-launch items are in safe running order, and some will need to do some maintenance for some reason or another. Whether it is electronics or running gear or even that new sound system so everyone at PWM can hear you from Mattawoman cove 2.

I am still looking for a Champion for the Yards cruise on the 4th of July weekend and I emphasize that you will get assistance from others who will be part of the flotilla. If you are interested or have questions you can contact me at rearcommodore@pwyc.org.

---

## Upcoming Cruises

---

- |                   |   |
|-------------------|---|
| 02 April          | The Cherry Blossom Cruise (Mike Connolly Championing) <b>Backup date is 3 April</b> |
| 23-24 April       | PWYC Colonial Beach Cruise (Scott Parsons Championing)                              |
| 06-08 May         | PWYC Mother's Day Cruise to National Harbor (Scott Parsons Championing)             |
| 28-30 May         | Memorial Day Cruise to DC Wharf (Jim Khoury Champion)                               |
| 17-20 June        | Father's Day Cruise Location TBD (PWM and PWYC) Still working details with PWM      |
| <b>01-03 July</b> | <b>Cruise to the Yards Marina (Need Champion Nats are in town)</b>                  |
| 17-23 July        | Bay Cruise (Commodore/Vice Commodore)   |
| 23-24 July        | PRYCA Float In at Coles Point (Rick McHarg Champion as part of the Bay Cruise)      |
| 12-15 Aug         | Solomon's Island Cruise (Scott Parsons, Jim Khoury, and Jay Dowling Championing)    |
| 26-28 Aug         | Three Sister's Raft Up (Rick McHarg) Backup date 3-5 September (Labor Day)          |
| 23-25 Sept        | Pirates Night on the Hook (Joint PWM and PWYC) (Jay Gaston Championing)             |
| 07-10 Oct         | Commodore Cruise to Tides Inn (Rick McHarg's)                                       |
| 21-23 Oct         | Final PWYC Cruise to Colonial Beach (Scott Parsons Championing)                     |



## “Marine Electronics, How Hard Can It Be?”

With so many cruises right around the corner, one of my efforts is new electronics and I am finding all sorts of resources to help answer questions. I am not an electrician and do not profess to be, but CAN Bus connections, SEA TALK 1 to SEA TALKng, NMEA (pronounced NEE-MA) 2000, and the various other connections had me concerned of taking on the task of installing myself. By the way, SEA TALK is the Raymarine network wiring to their products.

All manufacturers have a help service and do not be afraid to call on them. They are very helpful, and they even ask you questions you may not have thought about. I have even had wiring diagrams sent on how to best connect everything. Pictures are a thousand words to me and there are boat owners that have taken on most tasks you may want to accomplish or need to. I have learned from this on quite a few Blog sites as well as from PWYC captains as well.

I am providing links to a few that you may be interested in using if you have questions yourself. But rest assured that someone out there has done something that may help your situation. I am now slightly more confident than I was before, but I know I will run into something I am not sure about. And I am sure I have at least one website I can go

to that will be able to answer whatever questions I have.

Here are just a few site that I came across that provided answers and there are several more. Club Sea Ray is a Sea Ray boat owners Site: [Club Sea Ray](#)

The Hull Truth: [The Hull Truth - Boating and Fishing Forum](#)

Sea Ray boat manuals: [Sea Ray Boats User Manuals Download | ManualsLib](#)

Raymarine: This site has everything from products to manuals and even a service and support where you can get answers to questions on your specific boat: [Raymarine | Marine Electronics by Raymarine](#)

Garmin seems to be the other popular electronics within our yacht club: [Garmin International | Home](#)

Be safe and we will see each other on the water soon. Don't forget the land events, as we always need volunteers.

Your Rear Commodore  
**Scott Parsons** (Island Time on G25)



# CHERRY BLOSSOM CRUISE & PHOTO SHOOT PRINCE WILLIAM YACHT CLUB

**Saturday, April 2, 2022 or Saturday, April 9, 2022**  
(inclement weather dates will be the following Sunday)

**Kick off the 2022 boating season by joining us on the Annual Cherry Blossom Cruise and Photo Shoot! Bring family and friends on this PWYC cruise up the Potomac River, to the tidal basin in Washington, DC.**



**Have portraits taken of your boat and crew  
in front of the Washington Monument.**

**Two Saturdays have been set aside for the cruise. Final selection of the date will depend upon weather conditions and peak bloom dates. Sign up!**

**CONTACT: IPCommodore, Mike Connolly • [ipc@pwyc.org](mailto:ipc@pwyc.org)**

# Cherry Blossom Cruise Photo Shoot Guidelines

Saturday, April 2nd, 2022 or Saturday April 9th, 2022  
(Inclement weather dates will be the following Sunday.)



**Photo Shoot Time:**  
**12:00 - 2:00 p.m.**

**PHOTO BOAT: Summer Daze**

**HAILING CHANNEL: 68**

**CELL PHONE: 703-955-0868**

## NAVIGATION GUIDELINES

After passing under the 14th street bridge spans:

- locate and hail photo boat, "Summer Daze" on Channel 68.
- follow the approximate float path marked in yellow on the diagram.
- steer toward the Tidal Basin.
- close to shore, turn north and proceed slowly between the photo boat and the cherry trees.
- watch depth and avoid obstructions.

## ADDITIONAL INFORMATION:

The yellow dot marks the location of the Photo Boat (Summer Daze). The yellow oval marks the Photo Zone in which photos will be taken. Tom Payne will take several photos of your boat, to include the blossoms and the Washington Monument in the background. If you want a photo showing your boat name, stop at some point and rotate your boat, to make the name visible to the camera. Resume your pass. If another boat enters the Photo Zone while you are passing, slow down until they pass so they don't "photo bomb" your pictures. If there is rain, snow, or high winds, the shoot will be cancelled. Be prepared with all appropriate documentation should the Coast Guard board your vessel.

## **Photo Shoot \$25**

The charge for 3 high resolution photographs is \$25. Photographs will be emailed to you upon receipt of payment. Custom 8"x 10" mat prints (ready for framing) can be ordered and shipped for an additional cost of \$15 per print. **Contact/Text -Tom Payne (Payne Relief Artworx) at: 410-458-0991 or email: [stromdrummer@yahoo.com](mailto:stromdrummer@yahoo.com)**

# Prince William Yacht Club

## Pre-Season Cruise to

## Colonial Beach

April 23<sup>rd</sup> and 24<sup>th</sup>

Championing this event will be

Scott Parsons

Register at [PWYC.Org](http://PWYC.Org)

**Detailed Float and activity plan will sent to those that register.**

Island Time will be departing Friday (22 Apr) afternoon for those that wish to join.

Icehouse brewery Friday evening Colonial Beach Brewery Saturday afternoon

Colonial Beach Yacht Center Reservations via Snag-a-Slip or call (804)224-7230

Boathouse Marina can accommodate 6-8 Boats. Call Bill Bowman at (804)224-7644

Golf Cart Rentals:

T&T Call (540) 280-7009

Custom Cartz at (804) 214-6011

Beach Cart Rentals "Dustin" at (804) 761-1594

For questions Contact Scott at [rearcommadore@pwyc.org](mailto:rearcommadore@pwyc.org) or catch me at the marina.



## 2022 Progressive Dinner on the Docks – May 21

Greetings all PWYC boaters! Have you ever been part of a progressive dinner party? They are great fun, a great way to meet new people, show off your home (or in this case your boat!), see other member's homes (boats!), and enjoy good food, fine drinks, and great friends. We have decided to bring back the PWYC Progressive Dinner on the Docks on Saturday, May 21<sup>st</sup>, and we really hope you can be a part of this fun filled event. Vicky Carr will be coordinating.

Here's how it works:

-There will be a total of four courses served throughout the evening, each served on several different boats up and down the docks of PWM.

-You will start your evening with cocktails & appetizers on your first assigned boat, then you will enjoy course of salad/soup on a second boat, followed by a main course on a third boat, and then dessert will be served at the Blue Bath House so everyone can meet, talk, and share their experiences. Each boat serving a course will host between 2 and 4 'guest' couples at their boat. It's totally up to you what to serve...though you will want to make it something you can easily have ready within a few minutes of arriving to your boat from the previous course. (Hosts can leave the previous course 10 min early to prepare.)

-At each of your stops you will be with a new group of fellow boaters.

-All participants, once they have RSVP'd, will be emailed a formal invitation ahead of time that will tell them which boat to go to for their first course. Upon completion of each course, your host boat's Captain will give each couple an envelope with the name and location of the boat they move to for their next course. After the main course, everyone will meet at the blue bath house for dessert.

- We anticipate starting at 5 pm, with about 30-40 minutes at each stop. The final details and specific times will be in the formal invitations.

**-Most importantly we will need you to RSVP to Vicky Carr, [vickycarrhome@gmail.com](mailto:vickycarrhome@gmail.com), and commit to participating in this event. Its success depends on commitment of those involved. We will need volunteers to host each course and those who do not host a course will be asked to bring a dessert to the last stop at the bath house. In your RSVP please indicate if you can host a course on your boat, the number of boaters you can accommodate if you do host.**

**-HAVE QUESTIONS before you commit?** Please email Vicky @ [vickycarrhome@gmail.com](mailto:vickycarrhome@gmail.com)

-We will need at least 20 boats to sign up in order to have enough participants to make this work.

-Once the RSVPs close there cannot be late additions due to the pre-planned invitation logistics involved.

-This evening event is for the adults and to make it work we need to ask that you leave the little mates at home for the evening. -So if you are interested in showing off your boat, showing off your culinary skills, meeting other PWYC'ers, or just showing off your appreciation for fine dining and drinking, then please email Vicky right now to sign up for the PWYC Progressive Dinner on the Docks on May 21. Early RSVPs are encouraged...please sign up today. We need to know well in advance the # of boats, how many couples (including yourselves) they can host on their boats, and which course they prefer to host. Biggest need – 4 or 5 boats to host the main course.

**RSVPs for this event will close on April 30 to provide enough time to prepare the invitations and give the selected host boats time to plan their culinary delights!**

---

Experience a Stellar Event from Years Gone By!

---

PWYC



**ON THE DOCKS**

**SATURDAY, MAY 21<sup>st</sup>, 5pm-10pm**

**PARTICIPATING BOATS ON THE PWM DOCKS**

**RSVP - Vicky Carr**

[vickycarrhome@gmail.com](mailto:vickycarrhome@gmail.com)

**NO LATER THAN APRIL 30**

**(Earlier is better so I can plan rotations)**

**\*\* PLEASE SEE THE LIFELINE OR THE WEBSITE FOR DETAILS**

Please Respond Directly to Vicky Carr at the Link Above

# Treasurer

SHERRY SAMAR  
IRISH HAWK, E-6



Balance as of 02/01/2022	\$ 32,400.47
Receipts (dues, Change of Watch, burgee sale, interest)	\$ 3,660.25
Expenses (dues & COW refunds, COW expenses, WA credit card charge)	\$ -11,260.11
New balance as of 03/01/2022	\$ 25,800.61

# Ships Manifest

Membership Chair  
Una Murphy  
[membership@pwyc.org](mailto:membership@pwyc.org)



## WELCOME PWYC MEMBERS!

Please help me welcome new and renewing Prince William Yacht Club Members for the 2022 season (between February 11, 2022 – March 10, 2022, Any membership payments received after this date will be listed in the May Lifeline)\*\*:

- Tim and Barbara Abel
- Linda Bradbury
- Idris and Sabine Grant, Luna Sea, K-24
- Fred Hauck and Michele Kennedy, Any Particular Harbor
- Gerd Henssen, Ellriede II, L-15
- Phillip and Vicki Kirby, No Vacancy, I-18
- Ray and Gail Palmer, Sea Reni Tee, B-14
- Sherman and Ling Vandevender, Dream On, K-31

### OPENING DAY!

Membership Packets (including the hardcopy directory) will be provided for all active members on Opening Day (April 9, 2022). If you are not able to be at the marina on opening day, you can pick yours up in the Blue Bath House throughout the season.

### TELL YOUR FRIENDS!

If you have friends who have a boat at Prince William Marina and are not yet members, be an ambassador for membership! Tell them about all of the great benefits of being a member! They can join online and set up a profile on Wild Apricot using this link: [Prince William Yacht Club - Join \(pwyc.org\)](https://www.pwyc.org)

### BURGEES FOR SALE!

Start the season off with a brand new burgee! Get your replacement PWYC burgees for only \$30 – check out the [Prince William Yacht Club - Ship's Store!](https://www.pwyc.org)

### Renew Online

Use the Quick link on the PWYC homepage (pwyc.org) to link to your membership profile

### By Check

Send a \$100.00 check payable to PWYC to

PWYC Membership Committee  
c/o Prince William Marina  
12849 Gordon Boulevard  
Woodbridge, VA 22192-3240

# Safety Officer

BOB SWARTZ



## *Checklists From Mario*

Most boaters feel fairly comfortable with how to operate their craft and likely give little thought to the actual tasks associated with safe operation. On the best day, overlooking something simple is a fairly easy to do. In an emergency, task saturation makes it nearly impossible without some sort of reference guide.

A written checklist is a type of task helper. They can be as complicated as a multi-level decision tree with many branches to simple shopping or to-do-lists. Developing a good checklist is not easy, but [here](#) are some thoughts on how to do it.

Checklists may be used to:

- Keep the mind focused on the task at hand, especially when surrounded by chaos or during an unexpected event.
- Reduce failure by compensating for potential limits of human memory and attention.
- Reduce the tendency to avoid, omit, or neglect important steps
- Ensure consistency and completeness in carrying out a task.
- Sharpen one's method of attack by eliminating wasted actions.

Checklists are commonly used, for example, in:

- Aviation pre-flights before an airplane leaves the ground.
- Putting together emergency survival kits to be sure that nothing is left out.
- Underwater diving to ensure that the diver and her/his life support systems are fully prepared before the water is entered.
- Ensure that best healthcare practices are followed.

A guest speaker, Mario Vittone, provided us some excellent checklist templates that will help us along towards our goal of boating as safely as we can. We are working on getting them uploaded to the PWYC site.

Below you'll find a couple outlines which may be used for developing a pre-departure brief. We will try to get all of the checklists Mario sent loaded onto our site to enable all members to have ready access. Three may be used to develop contingency plans for flooding, smoke/fire, and loss of power emergencies. The fifth may be used to pre-plan a trip. Make whatever changes you think necessary to meet your needs.

It would be worthwhile to view the recording of Mario's presentation to hear what he says about the need to develop other checklists. The recording is available on the Prince William Yacht Club website (PWYC.org)

# PRE-DEPARTURE SAFETY BRIEF

**Note:** The captain being wrong is a real possibility and an occasional certainty. All hands are reminded to speak up, ask questions, and voice concerns.

Following all vessel and trip preparation checklists and before the final safety checklist, an all-hands pre-sail safety briefing should occur.

## Sail plan and general safety:

- The intended route/destination and timing of the voyage including problem areas
- Expected weather conditions
- Experience level of all members of the crew and passengers including swimming ability
- Crew fitness / medical information for crew and passengers / medications
- Crew assignments for the trip (specifics – who is responsible for what and when)
- Sail configurations required or intended
- Personal gear check (PFDs, harnesses, etc.)
- Lifejacket and harness policies
- Vessel hazard areas
- Vessel condition particulars
- Vessel safety check items discussed (requires hands on)

## Communications plan:

- With whom
- Monitor Frequencies/channels
- Timing of check-ins and time considered overdue
- Contact information of responsible person ashore who holds the float/voyage plan

## Emergency plans:

- Man overboard
- Captain overboard
- Fire
- Flooding
- Medical emergency
- Captain medical emergency



# WEATHER LINKS FOR MARINERS

1. [National Hurricane Center](#) National Hurricane Center provides analysis, forecasts, and warnings for tropical systems in Atlantic and East Pacific Basins.
2. [OCENS.com](#) Ocean and Coastal Environmental Sensing (OCENS) provides hardware, software, services and training related to weather and maritime communications.
3. [Naval Oceanography Portal](#) US Navy Meteorological and Oceanographic Command provides links to worldwide weather & oceanographic information. Though some links are not publicly available, there are numerous active links with detailed weather and oceanographic products.
4. [Jenifer Clark's Gulfstream](#) Jennifer Clarks Gulfstream provides detailed and precise information on the location and movement of the Gulf Stream. Her site also provides links to additional ocean current information.
5. [VOS - Mariners Weather Log](#) NOAA's Voluntary Observing Ship program publishes the Mariners Weather Log (free), which provides analysis, training, and descriptions of recent weather events, new products and links to other sources for weather training and information.
6. [National Data Buoy Center](#) NOAA's National Data Buoy site provides real time links to all oceanographic buoys allowing mariners to obtain data on wind speed, temperature (air & sea), pressure, wave and swell height and period, etc.
7. <http://www.nws.noaa.gov/om/marine/home.htm> NOAA Marine Weather main page provides a plethora of links, descriptions, resources, and products covering inland, coastal, and offshore marine weather.
8. [Marine Weather Forecasting | Routing | Commanders' Weather Services](#) Commanders Weather Service is a private weather company providing weather routing services and products (for a fee) to commercial and non-commercial mariners.
9. [Marine Weather Online Course](#) Starpath Navigation offers weather, routing, oceanography courses, both on-line and at their location in Seattle WA for mariners. Starpath is an excellent source for products as well as training.

---

# Upcoming Safety Activities

---

## March 26, 2022

Boating Safety Class needed for the required license. In the Blue Bath House by F Dock. In person. 9:00 am to 5:00 pm. Contact Teresa Allen. [tallen@pwmarina.com](mailto:tallen@pwmarina.com)

## April 9, 2022

Vessel Safety Checks conducted by the USCG Auxiliary. All day. Sign-up sheets will go up approximately 14 days beforehand. Contact Bob Schwartz for information. [Safety@pwyc.org](mailto:Safety@pwyc.org)

## April 16, 2022


Vessel Safety Checks conducted by the USCG Auxiliary. All day. Sign-up sheets will go up approximately 14 days beforehand. Contact Bob Schwartz for information. [Safety@pwyc.org](mailto:Safety@pwyc.org)

## May 14, 2022

Boating Safety Class needed for the required license. In the Blue Bath House by F Dock. In person. 9:00 am to 5:00 pm. Contact Teresa Allen. [tallen@pwmarina.com](mailto:tallen@pwmarina.com)

## May 14, 2022

Vessel Safety Checks conducted by the USCG Auxiliary. All day. Sign-up sheets will go up approximately 14 days beforehand. Contact Bob Schwartz for information. [Safety@pwyc.org](mailto:Safety@pwyc.org)



---

## Public Education Course Flyer: Boat America

---



**Boat America** is a boating certificate class that offers an in-depth and interesting boating safety course, and provides the knowledge needed to obtain a boating certificate.

Some insurance companies will also offer discounts on boating insurance to boaters who successfully complete this course.

### TOPICS INCLUDE

- **Introduction to Boating** – Types of power boats, boating vocabulary, sailboats, paddle boats, powering boats, and engine types.
- **Boating Law** – Boat registration, regulations, hull identification numbers, required safety equipment, Federal boating law, state boating law, and reporting accidents.
- **Safety Equipment** – Life jackets, fire extinguishers, sound-producing devices, visual distress signals, anchors, and other safety equipment.
- **Safe Operation and Navigation** – Buoys and beacons, aids to navigation, navigation rules, docking, and the dangers of alcohol on the water.
- **Boating Emergencies** – Hypothermia, boating accidents, man overboard, capsizing, emergency radio calls, carbon monoxide dangers, and weather.
- **Trailer** – Types of trailers, lights, hitches, towing a trailer.
- **Sports and Boating** – Water-skiing, hunting and hunting gear, PWC operation, and other boating tips.

Presented by Flotilla 054-25-06  
Occoquan - Fairfax, VA

**Course:** Boat America  
**Start Date:** Sat, 26 Mar 2022  
**Hours:** 9:00 AM – 5:00 PM  
**Duration:** 8 Hours  
**Lessons:** 1  
**Location:** Prince William Marina  
12849 Gordon Blvd  
Woodbridge, VA 22192  
**Contact:** Teresa Allen  
[tallen@pwmarina.com](mailto:tallen@pwmarina.com)  
(703) 494-6611  
**Course Cost:** \$35  
**Register By:** Sun, 20 Mar 2022  
**Comments:** street address is the show room.  
1/4 mile south, is Sea Ray Lane,  
follow to bottom of hill turn left.  
Class is in blue bldg next to pool.

# Check out the Social Scene



**Denise Parsons**  
ISLAND TIME G25

The primary boat shows are behind us! We're still recovering from the CoW, but don't think we're done having fun. We're just getting warmed up. So many parties! Don't miss out on all of the fun and education opportunities. Friends on and off the water.

Contact our social team – Denise Guess-Parsons, Beth Lu, Carol Vasquez, Jenna Burum or Sherri Connolly– [social@pwyc.org](mailto:social@pwyc.org) if you would like to champion an event, assist or have suggestions for new events.

Date	Event
	<b>MARCH</b>
26	USCG Boater Safety Class
26	PWM Employee Appreciation Dinner @6PM, Blue bathhouse
	<b>APRIL</b>
2	Cherry Blossom Cruise
9	OPENING DAY CELEBRATION (See <a href="http://PWYC.ORG">PWYC.ORG</a> for more info)
23	PRYCA CoW - Hilton Oldtown, Alexandria
	<b>May</b>
14	Dock Crawl @ 6p
21	Blessing of the Fleet (ORMA event) 10a-2p
21	Progressive Dinner @ 5p





## PWM Employee's Appreciation Dinner



Time to show your appreciation for the amazing customer service that the Prince William Marina provides to us!!!

**When:** March 26<sup>th</sup> @6PM

**Where:** Top of the Blue Bathhouse

**Theme:** Southern Food

Volunteers are needed to bring the following dishes:

Jambalaya

Pulled pork

Ribs

Potato salad

Mac-n-cheese

Green beans


Cornbread

Pecan pie

Apple pie

**Please email [social@pwyc.org](mailto:social@pwyc.org) to sign up for a dish**

# April 9, 2022



Scan QR Code to Purchase

## **DUCK DROP CHARITY RAFFLE \$10.00 per ticket**

- |                       |  |
|-----------------------|--|
| 1 <sup>st</sup> Prize | Helicopter/Airplane Trip<br>for two to OBX for a day |
| 2 <sup>nd</sup> Prize | \$500.00 Cash  |
| 3 <sup>rd</sup> Prize | Glock 9mm <u>or</u> Gift Card                        |
| 4 <sup>th</sup> Prize | Apple IPAD Mini                                      |
| 5 <sup>th</sup> Prize | PWM Gas Card   |

Duck Drop and prizes will be on PWYC Opening Day



# Potomac River Yacht Clubs Association

## 2022 Change of Watch

Saturday, 23 April 2022

### Hilton Alexandria Old Town

1767 King St, Alexandria, VA 22314

Cocktails: 1800

Dinner: 1900

Change of Watch Ceremony: 2000

Dancing and Merriment until 2300

Your Choice of

Herb French Cut Chicken

Roasted Salmon Filet

Seasonal Vegetarian Selection

In Lieu of a Hospitality Suite, Please Enjoy an OPEN BAR (BEER & WINE) from 1800 – 1900

Liquor will be Available for Purchase

Full CASH BAR is Available From 1900 - 2300

• \$110 per person •

To Register

Complete this Form: [PRYCA 2022 Change of Watch Registration](#)

Send a Check to the PRYCA Treasurer • Address will be Provided in the Registration Confirmation

*A limited block of sleeping rooms are available for \$129 per night (+tax) on 22-23 April  
Join us on Friday night for the Old Town Pub Crawl • Rooms may sell out, so book early*

#### **Sleeping Room Reservations**

Online: [Hilton Alexandria Old Town Room Reservations](#)

By Phone: 703-837-0440 • Reference Group Code: "River" to Receive the Discounted Rate

Parking: \$20 per car overnight • \$10 per car per day

Questions: [commodore@pryca.us](mailto:commodore@pryca.us)



# Single Handed Boating

*Christopher Macalla, CC Gang  
Commodore PWYC, 2005*

**Y**ou and your significant other have taken a trip, down the Potomac or to the Bay. You arrive at the marina, and you get a phone call of an urgent family matter. You rent a car, and your crew member leaves to handle the issue. You walk back to your boat. Look in the mirror, and wonder, “How am I going to get this thing back home?” You may not have planned to operate single handed, but there are situations, where you may be forced into it.

I’ve been operating my boat for the vast part of the past twenty years single handed. From upstate New York to the west coast of Florida. Here’s a short article with some pointers that may help, should you decide, or find, yourself having to handle your boat single handed.

Most of the work for single handed boating occurs prior to the trip. One of the most important things to remember is. You should never rush! Planning thinking ahead is key.

## **Maintenance**

Don’t skimp on it. I keep notes on my boat. As soon as I identify an issue, I have it corrected. The \$500 issue that you were putting off to get corrected, you will gladly pay \$1,000, to have it fixed while you’re on the water. A major concern while I’m traveling is a maintenance issue that occurs while underway. Has it happened to me? Yes. But I try to keep those occurrences to a minimum, and hopefully minor. It’s not too bad if it occurs while the

waters are flat, and the winds are calm. But if you’re in 3-4’ waves, and the winds are blowing 15-25mph. It can become a major issue. Do yourself a favor, and get things fixed as soon as it’s identified. (No Carlton didn’t tell me to say that.)

## **Planning**

Those on H dock have seen me numerous times, sitting at the helm of my boat, in the slip. I’m visualizing what I will need / want, while underway. I want to have everything I want at the helm pre departure. Inflatable life vest, hat, glasses, cell phone and charger, paper charts, drinks, power bar / snacks, sun block, jacket, hand held radio. I pre position, all of this before I start the blowers. Make sure your strata glass is clean, especially if you’ll be running in less than perfect conditions (night, fog, rain). The worse the weather conditions, the more important it is to have everything you’ll need, within easy reach. So, spend some time at the helm. What will I do if this happens? What will I want if that happens?

## **Departure**

I preposition two or three lines on the transom seat. You’re by yourself, so you don’t care about the seating area. You just need enough to basically secure the boat when you arrive. If you need more, once in the slip, you can get them out later.

I place three fenders on the floor, against the transom seat, and I coil the lines and use them as chocks to keep

the fenders from rolling around. Again, I'm not concerned about them taking up floor space. How much walking around am I going to do?

The ship's radio is set to 16. The handheld to 13. Electronics are turned on, radar is spinning, and the first way point is active, with the chart plotter set at the desired range.

If someone is there to hold the boat while you position the fenders, close the canvas if applicable, and close the transom door, that's great. If not. I throw everything on the boat. Leave the slip, and stop as soon as it's safe in the river, and get everything set. Then I take the helm and get underway.

### **Underway**

Enjoy the ride, and be careful. Plan ahead. The more you plan ahead the less rushed you'll be and the fewer mistakes you'll make. If you need to leave the cockpit for any reason. Don your left vest, if it's not on already. Stop the boat. As good as a swimmer as you think you are. I'll bet you can't catch a boat at idle or no wake speed. Take it out of gear. If the wind or current is moving fast. Ask yourself. "Do I really need to leave the cockpit?" Most of the time, the answer will be, "No". Same thing if you need something from the transom locker. Stop the boat. Even consider shutting down the engines, to be sure the props are not turning. You have no one to depend on if the situation goes sideways.

As you're approaching your destination, I like to get something to eat, (For me it's two chocolate chip cookies, and a diet coke), and visit the head. Whatever you need to do to relax a little.

If you're en route to a Raft Up. Think about. Where were your fenders when you've rafted up the last time?

There are things I do like about operating single handed. It can be enjoyable. It doesn't have to be feared.

### **Arrival**

Upon arrival, at a marina or if I'm rafting up. I'll stop a distance from the fairway / marina / raft to preset my lines and fenders. Again, stop the boat to do this. Talk with the marina or Raft Master and get as much information as you can prior to setting your lines and

fenders. Left side finger, is it short or long? Bow in / stern in? Floating or fixed? Slip assignment? What's the current and tide doing, if anything?

Last season, I went to National Harbor to meet one of my sons. The evening prior, they had emailed my slip assignment, as I was going to arrive prior to their normal hours. Upon arrival, I drove down the fairway, found my slip, figured out how I was going to set my lines and fenders. Looked at the water, trying to detect any motion. Looked for flags, for the wind. Backed out of the fairway to an open area. Stopped. Set my lines and fenders. Took a moment to breath, then headed into the slip. That's so much easier than putting the boat in the slip, then trying to get the lines out and set before the boat drifts away.

If there are dock hands there to help. I toss them a bow and a stern line, and ask them to just hold the boat. I go back to the helm, shut the engines down, then calmly walk back and start securing my lines. Often I get more assistance than desired. I try to (somewhat politely), get rid of them as soon as I can. After running for hours, I'm usually pretty spent. I want to slow things down. Some places have my boat tied up and the shore power connected, as if they're auditioning for a NASCAR pit crew. I find it frustrating. Once you are comfortable that the boat is secured, go below and get something to eat and drink before checking in. You'll feel more like a human. I'll guarantee, you'll be dehydrated, and hungry, no matter how well you prepared. Plus, your stress level is always higher, when operating single handed.

A detailed article would have been thirty pages, and each boat, and Captain will do things differently. The best system is the one that works for you. Think about things in advance. Practice, maybe just running to Mattawoman and back. Or the fuel dock. The pump out.

The more you plan ahead mentally. The more the deck will be stacked in your favor.

Be safe and have a good time on the water. I do.

*Christopher McCalla*  
*CCA Gang*



# DID YOU KNOW?

If you've been to Old Town Alexandria or DC by water, you've probably passed 2 strange little buildings on the Virginia shore, just south of the Woodrow Wilson bridge. And, if you're like most of us, you probably never gave them a second thought.

But, did you know, on this site sits the very first cornerstone used to set the southern boundary of the nations capitol? In 1791, a free black man and self educated astronomer and surveyor from Maryland, Benjamin Banneker, was hired to make the astronomical observations and calculations necessary to establish the south corner of the square at Jones Point in Alexandria. According to legend, "Banneker fixed the position of the first stone by lying on his back to find the exact starting point for the survey and plotting six stars as they crossed his spot at a particular time of night."

On April 15, 1791, the Alexandria Masonic Lodge placed a small, ceremonial stone on the south corner of Jones Point. Newspapers around the country announced the story of the beginning of the new federal city. In 1794, the ceremonial stone at Jones Point was replaced by a large stone, still in place today, with the inscription "The beginning of the Territory of Columbia" on one side.



*Benjamin Banneker 1731-1806*



Jones Point Lighthouse (built in 1855)